



1

Challenge your child to make a lattice between two chairs that is strong enough to hold a pair of shoes. Give them a ball of string and see what designs they come up with, then discuss the results with them.



2

Ask your child to make a self-portrait or a portrait of one of their favourite cartoon characters using a single, continuous piece of string (they can stick this to a piece of card or paper).



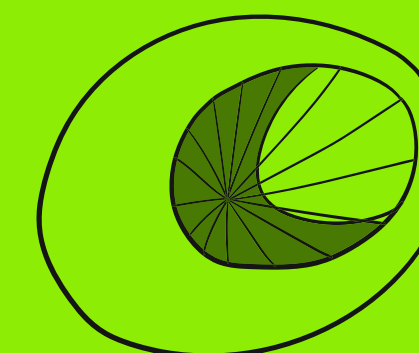
FOUR WAYS YOU CAN USE A BALL OF STRING



TO HELP YOUR CHILD TO LEARN

4

Take a look at some of Barbara Hepworth's sculptures online and then challenge your child to make their own versions with string at the centre.



3

Set your child the challenge of measuring a variety of household objects and distances using a ball of string and a ruler.

